


Head to Head



Let's Go!

Coach's Guide

Interpretive Speaking

Personal Note to Coaches:

Thank you for your time and energy. Both are scarce, and you are very much appreciated. The *Head to Head* program is a chance for every young person to shine in his or her area of interest. It opens up whole new arenas for competition and success for ALL kids. Whether it's on the field, on the court, on the stage, on the easel, or in the classroom, it is vitally important to encourage the pursuit of excellence...but you already knew that, didn't you? I welcome feedback on any aspect of this program.

feedback@HeadtoHeadTesting.com

Thanks Again!

Interpretive Speaking Events:

The evaluation form the judges will use is on the last page. Feel free to copy this for your team members.

Insure that your team members understand the criteria the judge's will be using. Most are criteria used by Michigan Interscholastic Forensics Association, while the last one allows for style, creativity, theatricality and entertainment value.

Event Coach:

- Coaches may coach more than one event and/or more than one act per performance event.
- Familiarize yourself with the Coach's Guide for your event(s).
- Emphasize courtesy and good sportsmanship.
- Schedule practice sessions.
- Make copies of the Student Study Guide, Practice Test, and/or Judge's Evaluation form.
- Insure that team members have appropriate study materials, music, manuscripts, etc.
- Insure that team members understand all rules pertaining to their event.
- Work with your coordinator to establish which team members compete at which meet and in what order the performers will compete.
- Vocal performance event coaches - if your student is using a recorded instrumental track:
 - ◊ one copy of the CD must be given to your coordinator before each meet
 - ◊ be aware of the file format used on the CD (compatibility varies)
 - ◊ clearly label the CD with performer's name, song title, and track number
- Performance event coaches - be aware of performance minimum and maximum time limits.
- Performance event coaches - your act may notify the timekeeper if they do NOT want time signs to be displayed.
- Performance event coaches - be aware of how many and what type of microphones are available at the host school. (Ask your coordinator.)
- Performance event coaches - you are responsible for props. Bring your own or communicate your needs with your host school BEFORE the meet.
- If your act leaves water, food, confetti - any type of debris - on the stage, have your kids come prepared with paper towel, broom, dustpan, etc. to clean up afterward.

- Musical and speaking performers MAY use original material.
- Performances that go over or under the expressed time limits will be penalized 2 points for every 5 second increment or portion of a 5 second increment .
- Timekeeper will unobtrusively display signs: “1 minute” and “30 seconds” remaining as time progresses during each act.
- Acts causing a delay of 1 minute or more will be penalized 5 pts. for “Delay of Game.” (This rule is intended to discourage students from over commitment and unpreparedness. The penalty should not be applied for acts needing a reasonable period of time to set up equipment or in the event of technical difficulties.)
- If an act wins by default (no competition), the act will receive judges’ evaluation forms and a raw score, but the team points added will be 20% of the act’s average score. (i.e. if the act receives a score of 50, 10 points will be added to the team’s total; if the act receives a score of 40, 5 points will be added, etc.)

Order of Stage Performance Events:

- | | |
|------------------------------------|--------------------------------|
| 1. Vocal Solos | 4. Vocal Ensembles |
| 2. Interpretive Speaking Ensembles | 5. Interpretive Speaking Solos |
| 3. Instrumental Solos | 6. Instrumental Ensembles |

Interpretive Speaking Solo Rules:

- 1-3 acts from each school
- minimum time per act: 1 minute
- maximum time per act: 4 minutes
- length of piece, genre, costumes, props, are up to the individual schools, coaches, speakers and coordinators
- potential material includes: poetry, prose, dramatic reading and storytelling
- judges evaluate performances on 5 criteria: vocal performance, physical performance, suitability/difficulty of selection, characterization, and interpretation/style
- speakers will begin with the home team and alternate thereafter
- coordinators will receive judge’s evaluation forms to share with the speakers and coaches
- the 3 judges’ scores will be averaged, and the top score from each school will be applied to the team point total

Interpretive Speaking Ensemble Rules:

- 1-2 acts from each school
- 2-5 students per ensemble
- minimum time per act: 1 minute
- maximum time per act: 5 minutes
- length of piece, genre, costumes, props, are up to the individual schools, coaches, speakers and coordinators
- potential material should be in the form of a written manuscript
- judges evaluate performances on 5 criteria: vocal performance, physical performance, suitability/difficulty of selection, characterization, and interpretation/style
- speakers will begin with the visiting team and alternate thereafter
- coordinators will receive judge’s evaluation forms to share with the speakers and coaches
- the 3 judges’ scores will be averaged, and the top score from each school will be applied to the team point total

Interpretive Speaking Evaluation

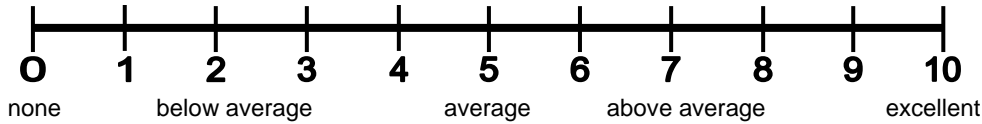
Solo / Ens.

(circle one)

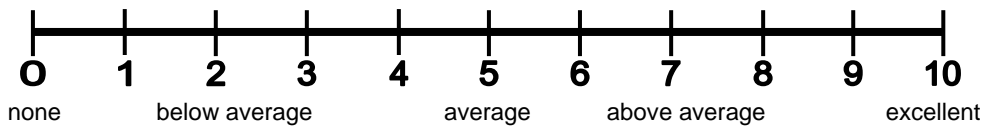
School: _____ Piece: _____ Date: _____
Speaker(s): _____

Vocal Performance (volume; speed; understandability/diction)

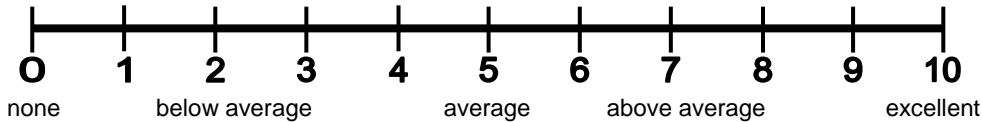
Score: _____



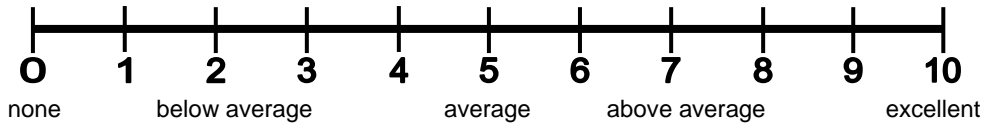
Physical Performance (use of body, hands, facial expressions, etc.)



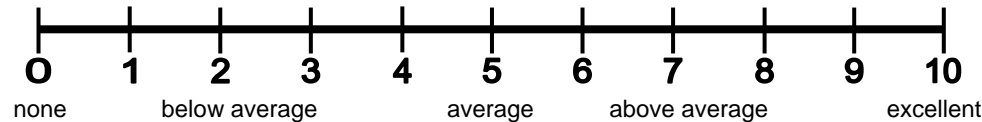
Suitability/Difficulty of Selection



Characterization (how speaker portrays the qualities of the character)



Interpretation/Style (entertainment value)



Comments: _____

Judge's Initials: _____

Total Score: _____