


Head to Head



Let's Go!

Judge's Packet

Performance Event Judges:

- * Judges should have experience in the area they are judging (art, music, etc.) either by education or by profession. If the same people are judging more than one performance event, they should have experience in some facet of the fine arts.
- * Judges should be familiar with middle school-level abilities.
- * Judges should NOT be parents of students in either competing school nor should they be staff members of either competing school.

- Report to the host school at the assigned time.
- Check in with the Host/Greeter.
- Your thoughtful evaluation of each performance is encouraged, but please understand that time is limited for a meet. Your assistance in keeping the program moving is appreciated.
- You have the option to adjust your ratings of prior acts after seeing following acts.
- There are no disqualifications for any event.
- Thank you for your time!

Art Performance Judge: (You will have app. 30 minutes to judge all art pieces.)

- Understand the criteria being used to evaluate the artwork.
- Sit in same seat each artist held to view the still life objects from the artist's perspective.
- Evaluate each drawing independently.
- Complete one Art Evaluation form for each drawing.
- If you are also judging music and speaking events, go directly to the auditorium/stage area for the performance events.

Vocal Music Performance Judge:

- Understand the criteria being used to evaluate the vocal performances.
- Evaluate each performance independently.
- Do NOT evaluate the quality of the accompaniment.
- Complete one Vocal Music Evaluation form for each solo and ensemble.
- Turn in all Vocal Music Evaluation forms to a crew member.

Instrumental Music Performance Judge:

- Understand the criteria being used to evaluate the instrumental performances.
- Evaluate each performance independently.
- Do NOT evaluate the quality of the accompaniment on the solo events.
- Complete one Instrumental Music Evaluation form for each solo and ensemble.
- Turn in all Instrumental Music Evaluation forms to a crew member.

Interpretive Speaking Performance Judge:

- Understand the criteria being used to evaluate the interpretive speaking performances.
- Evaluate each performance independently.
- Complete one Interpretive Speaking Evaluation form for each solo and ensemble.
- Turn in all Interpretive Speaking Evaluation forms to a crew member.

Included in this packet are copies of the evaluation forms for each event. Please familiarize yourself with all of the relevant criteria. A sufficient number of evaluation forms will be provided to you for each event at the meet. Also included in this packet are the rules for each event for your information.

Art Evaluation

B&W / Color

(circle one)

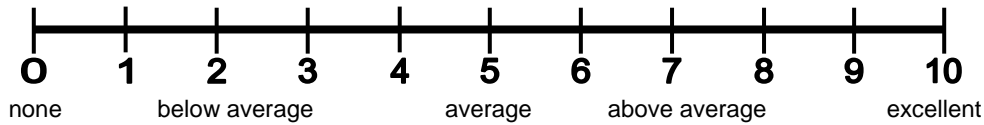
School: _____

Artist: _____

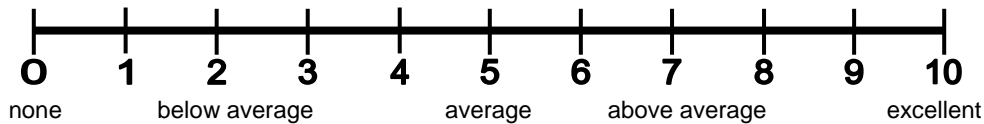
Date: _____

Proportion/Scale

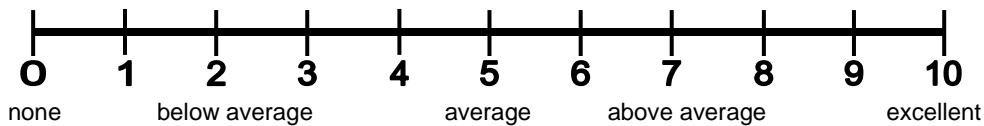
Score: _____



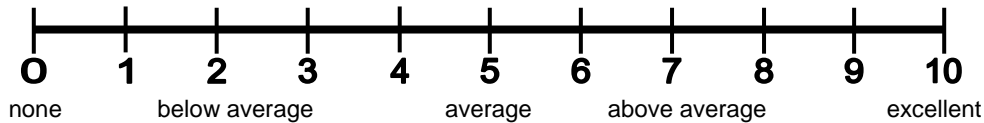
Use of Picture Plane/Depiction of Perspective



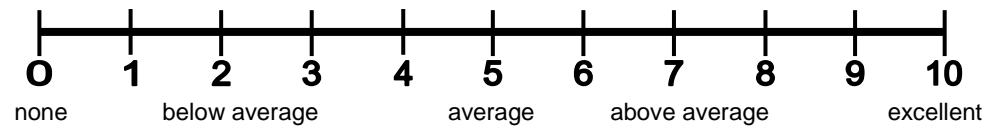
Blending Colors/Blending Values (for black and white)



Degree of Completion/Quality of Craftsmanship



Style/Individuality/Creativity



Comments: _____

Judge's Initials: _____

Total Score: _____

Vocal Music Evaluation Solo / Ens.

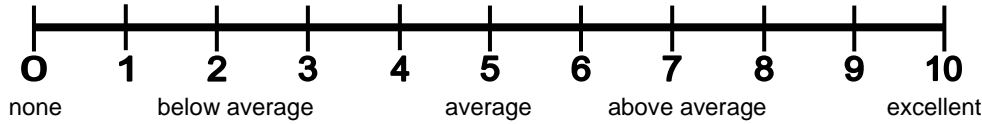
(circle one)

School: _____ Piece: _____ Date: _____

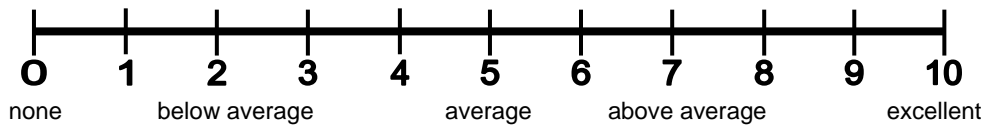
Singer(s): _____

Tone (vowel purity; resonance; vitality; focus; (blend for ensembles))

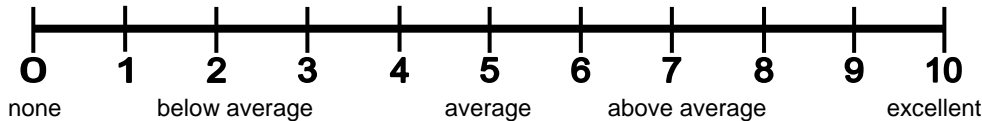
Score:



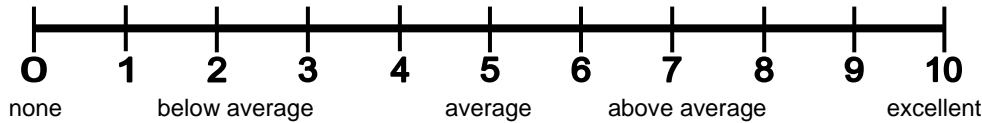
Pitch (correct pitches; overall intonation)



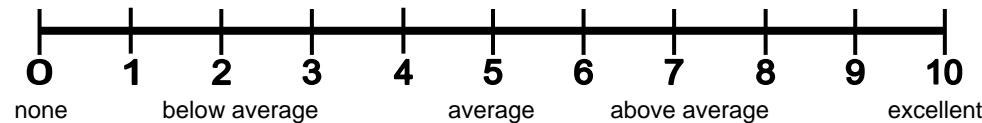
Rhythm (correct note and rest values; rhythmic energy; steadiness of tempo; tempo changes)



Vocal Technique (diction; breath management; attacks and releases; flexibility)



Interpretation/Style (entertainment value)



Comments: _____

Judge's Initials: _____

Total Score: _____

Instrumental Music Evaluation

Solo / Ens.

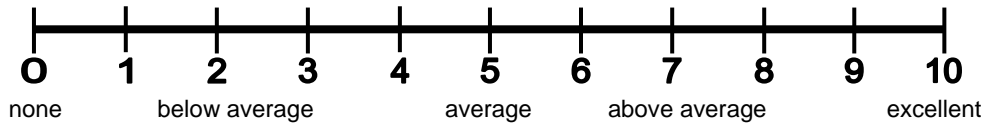
(circle one)

School: _____ Piece: _____ Date: _____

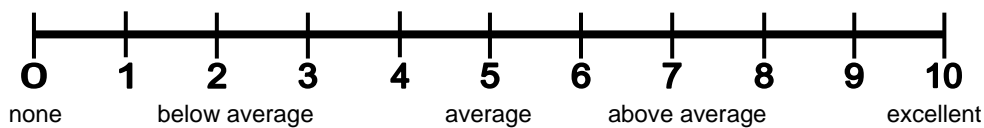
Player(s): _____

Tone/Intonation (pitch; beauty; control; balance (for ensembles))

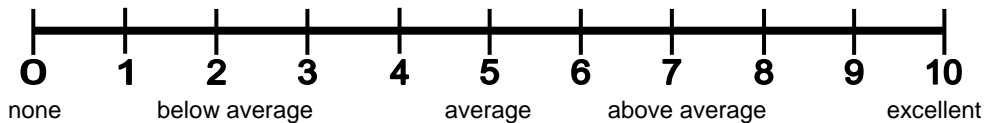
Score: _____



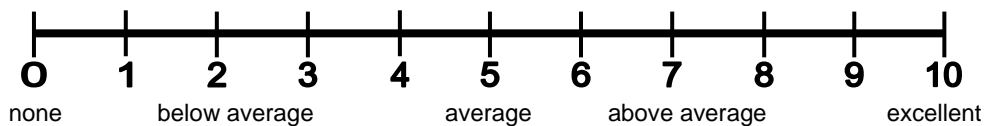
Rhythm (accents; metre; precision; interpretation of rhythmic figures)



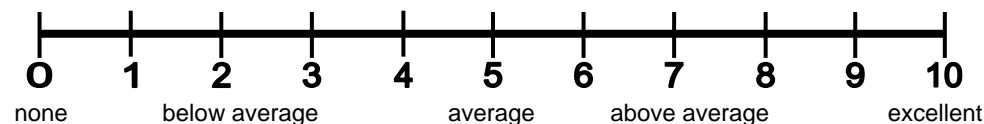
Technique (fluency; articulation; fingering; breathing/tonguing/bowing)



Difficulty of Selection



Interpretation/Style (entertainment value)



Comments: _____

Judge's Initials: _____

Total Score: _____

Interpretive Speaking Evaluation

Solo / Ens.

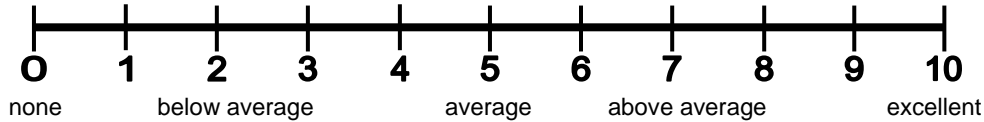
(circle one)

School: _____ Piece: _____ Date: _____

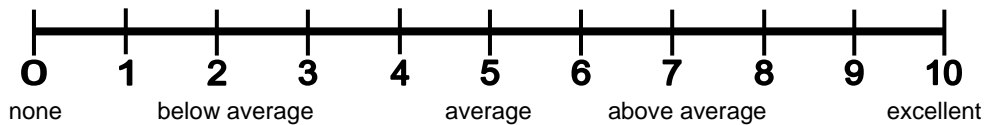
Speaker(s): _____

Vocal Performance (volume; speed; understandability/diction)

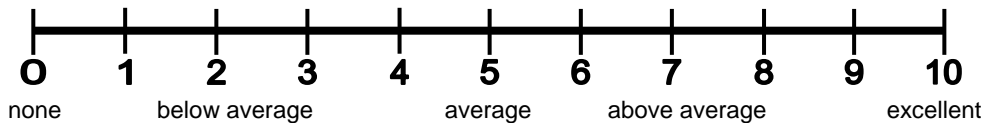
Score: _____



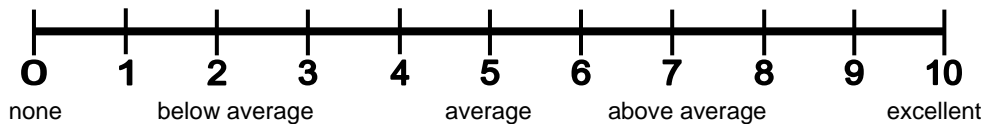
Physical Performance (use of body, hands, facial expressions, etc.)



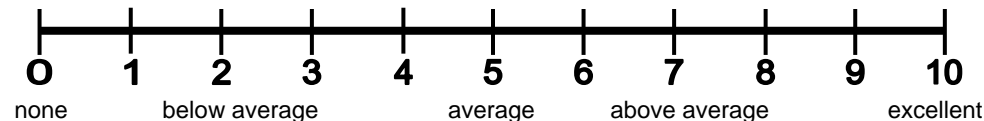
Suitability/Difficulty of Selection



Characterization (how speaker portrays the qualities of the character)



Interpretation/Style (entertainment value)



Comments: _____

Judge's Initials: _____

Total Score: _____